

Obec Horná Dolná

01.01.2019 - 31.12.2019

Firmy: |

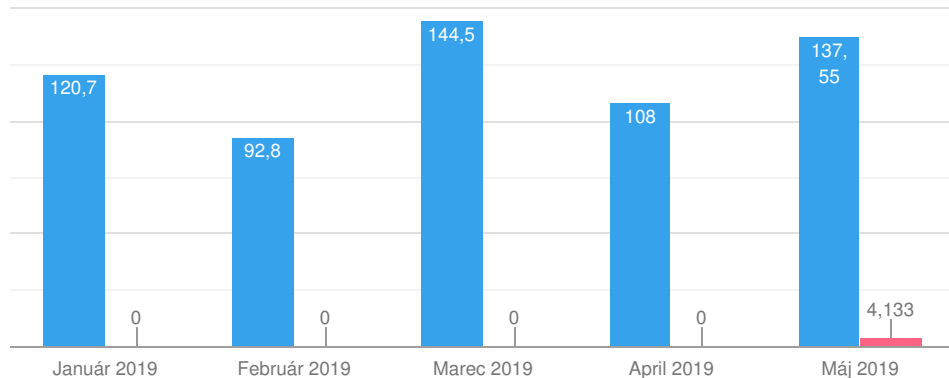
Prevádzky: Horná Dolná

Odpady: -všetky-

Držitelia odpadov: -všetci-

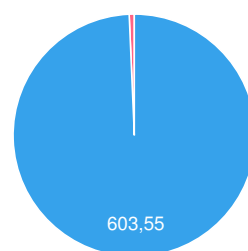
Celkový vývoj vzniknutých odpadov

Ostatné [t] Nebezpečné [t]

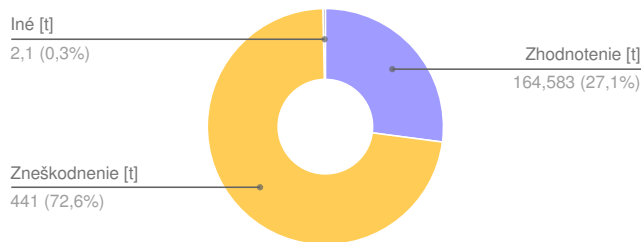


Skladba vzniknutých odpadov

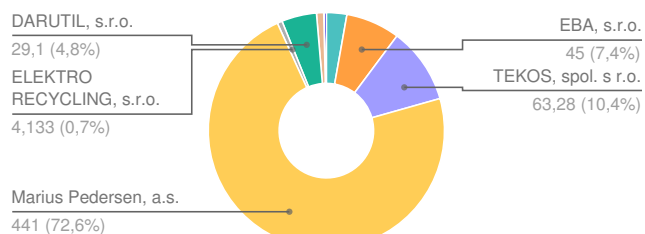
Pomer nebezpečných a ostatných odpadov za dané obdobie



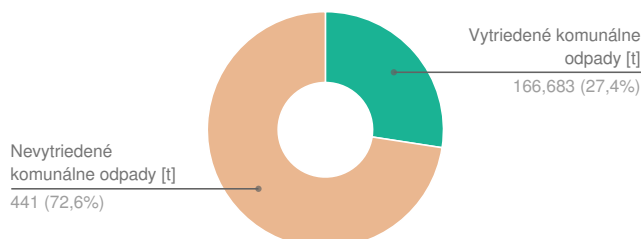
Pomer zhodnotenia a zneškodnenia odpadov



Odberatelia



Skladba nakladania s odpadmi





Firmy

| Názov | Prevádzka | Množstvo odpadov [t] | | | Nakladanie s odpadmi [t] | | | | Priemerná hmot. na odvoz [t] |
|-------|-----------|----------------------|-----------|---------|--------------------------|---------------------|-----------------|----------------|------------------------------|
| | | ZPR | Vznik | Nakl. | ZO | R | D | iné | |
| | | 110,066 | 1 289,853 | 612,683 | 787,236 | 26,86% (164,583) | 72,79% (446) | 0,34% (2,1) | 20,423 |
| Spolu | | 110,066 | 1 289,853 | 612,683 | 787,236 | 26,86% (164,583) | 72,79% (446) | 0,34% (2,1) | 20,423 |






Prevádzky

| Názov | Prevádzka | Množstvo odpadov [t] | | | Nakladanie s odpadmi [t] | | | | Priemerná hmot. na odvoz [t] |
|-------------|-----------|----------------------|---------|---------|--------------------------|---------------------|-----------------|----------------|------------------------------|
| | | ZPR | Vznik | Nakl. | ZO | R | D | iné | |
| Horná Dolná | | 0 | 607,683 | 607,683 | 0 | 27,08% (164,583) | 72,57% (441) | 0,35% (2,1) | 23,372 |
| Spolu | | 0 | 607,683 | 607,683 | 0 | 27,08% (164,583) | 72,57% (441) | 0,35% (2,1) | 23,372 |



Odpady

| Názov | Prevádzka | Množstvo odpadov [t] | | | Nakladanie s odpadmi [t] | | | | Priemerná hmot. na odvoz [t] |
|------------------------|-------------|----------------------|-------|-------|--------------------------|-----------------|-----------|---------------|------------------------------|
| | | ZPR | Vznik | Nakl. | ZO | R | D | iné | |
| papier - 20 01 01 | Horná Dolná | 0 | 63,28 | 63,28 | 0 | 100% (63,28) | 0% (0) | 0% (0) | 21,093 |
| sklo - 20 01 02 | Horná Dolná | 0 | 17 | 17 | 0 | 100% (17) | 0% (0) | 0% (0) | 5,667 |
| kompozity - 20 01 03 | Horná Dolná | 0 | 5,97 | 5,97 | 0 | 100% (5,97) | 0% (0) | 0% (0) | 5,97 |
| šatstvo - 20 01 10 | Horná Dolná | 0 | 2,1 | 2,1 | 0 | 0% (0) | 0% (0) | 100% (2,1) | 1,05 |
| chladničky - 20 01 23 | Horná Dolná | 0 | 0,5 | 0,5 | 0 | 100% (0,5) | 0% (0) | 0% (0) | 0,5 |
| jedlé oleje - 20 01 25 | Horná Dolná | 0 | 0,1 | 0,1 | 0 | 100% (0,1) | 0% (0) | 0% (0) | 0,1 |
| elektro - 20 01 35 | Horná Dolná | 0 | 3,633 | 3,633 | 0 | 100% (3,633) | 0% (0) | 0% (0) | 3,633 |

| Názov | Množstvo odpadov [t] | | | | Nakladanie s odpadmi [t] | | | | Priemerná hmot. na odvoz [t] |
|---|----------------------|-----|---------|---------|--------------------------|---------------------|-----------------|----------------|------------------------------|
| | Prevádzka | ZPR | Vznik | Nakl. | ZO | R | D | iné | |
|  plasty - 20 01 39 | Horná Dolná | 0 | 29,1 | 29,1 | 0 | 100% (29,1) | 0% (0) | 0% (0) | 5,82 |
|  bio - 20 02 01 | Horná Dolná | 0 | 45 | 45 | 0 | 100% (45) | 0% (0) | 0% (0) | 11,25 |
|  zmesový - 20 03 01 | Horná Dolná | 0 | 441 | 441 | 0 | 0% (0) | 100% (441) | 0% (0) | 88,2 |
| Spolu | | 0 | 607,683 | 607,683 | 0 | 27,08% (164,583) | 72,57% (441) | 0,35% (2,1) | 23,372 |